







Wyoming Office


 307-630-4729


 307-632-3298

 /livhealthsocial

Colorado Office

 970-888-4070

 970-372-6412

 /livhealthsocial

LIVHEALTH.ORG





RATES

We want to serve you the best we can. At LIV we offer a sliding fee scale and payment plans. We will work with you to ensure that you still get the best care possible! For more information, or questions please call us!

Wyoming Office
307-630-4729

Colorado Office
970-888-4070

Service	Below 110%	110% - 119.99%	120% - 129.99%	130% - 139.99%	140% - 149.99%	150% - 159.99%	160% - 169.99%	170% - 179.99%	180% - 189.99%	190% - 199.99%	"200% & Above"
Mental Health Evaluation (per unit)	\$5	\$20	\$40	\$60	\$80	\$100	\$120	\$140	\$160	\$180	\$200
Individual/Family Therapy (per hour)	\$5	\$14	\$28	\$42	\$56	\$70	\$84	\$98	\$112	\$126	\$140
Crisis Assessment (per unit)	\$5	\$20	\$40	\$60	\$80	\$100	\$120	\$140	\$160	\$180	\$200
Mental Health Group (per hour)	\$5	\$5	\$10	\$15	\$20	\$25	\$30	\$35	\$40	\$45	\$50
Case Management (per hour)	\$5	\$12	\$24	\$36	\$48	\$60	\$72	\$84	\$96	\$108	\$120